

Features

- Ergonomic contour adds additional comfort.
- An integrated handle allows the user to easily raise and lower the ring.
- The check hinge will stop the seat from leaning back and applying pressure on a tank or a flushometer.

Material

- Made of solid polypropylene and is resistant to staining, fading, chipping and peeling.



Codes/Standards





None Applicable

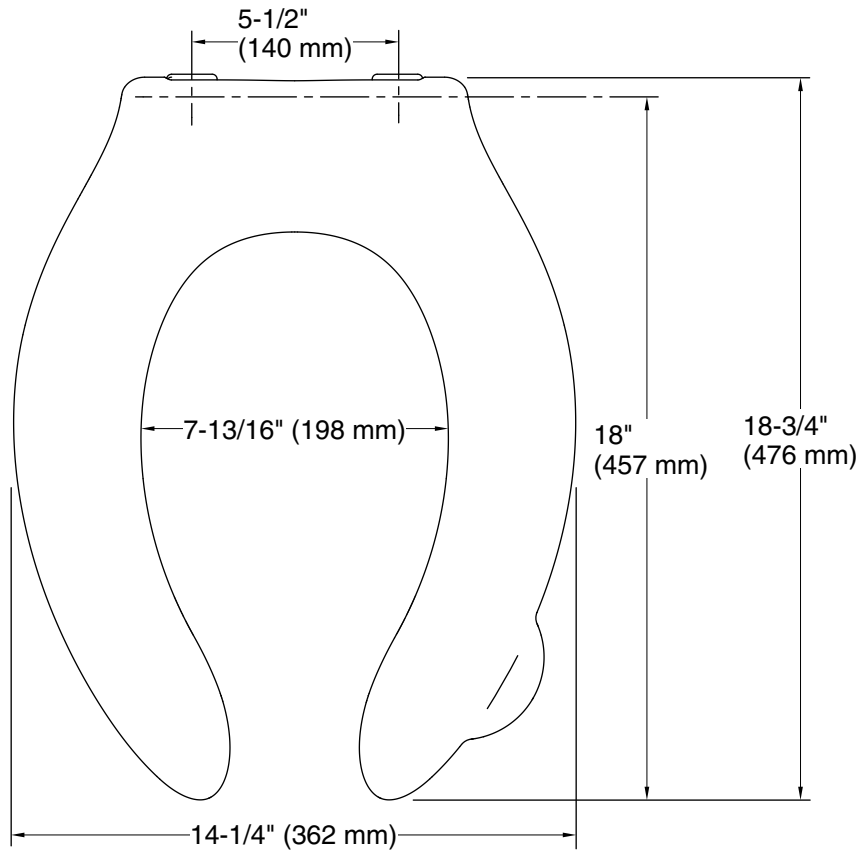
KOHLER® One-Year Limited Warranty

See website for detailed warranty information.

Available Colors/Finishes

Color tiles intended for reference only.

Color	Code	Description
	0	White
	96	Biscuit
	G9	Sandbar
	7	Black Black™



Technical Information

All product dimensions are nominal.

Seat shape type:	Elongated
Seat front type:	Open-front
Seat hinge type:	Check
Seat-mounting holes:	5-1/2" (140 mm)

Notes

Install this product according to the installation guide.